

California State Polytechnic University, Pomona

Chem 316
Midterm Exam
Winter, 2008
Beauchamp

Name: _____

Topic	Total Points Exam Points	Credit
1. Nomenclature (1)	25	
2. Arrow-pushing Mechanism (in acid)	15	
3. Reactions page 10 x 3 lines of reactions studied so far in organic chemistry	30	
4. Arrow pushing Mechanism (in base)	15	
5. Tautomers (acid, base)	15	
5. ¹⁴ C synthesis (methane, ethane, propane, cyclopentane, Na [*] CN, [*] CO ₂ , [*] CH ₄ ¹⁴ C compounds)	25	
6. Synthetic targets using techniques learned thus far (prepare 8 target structures, choose 3)	30	
Total	155	

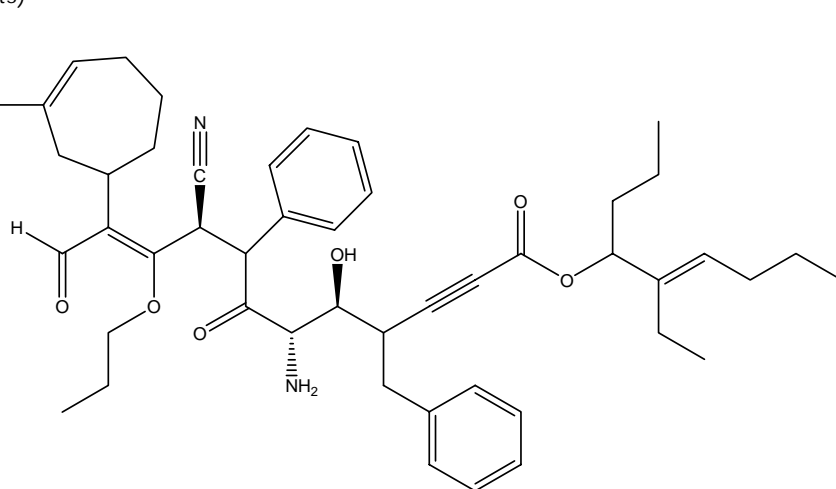
This is a long exam. It has been designed so that no one question will make or break you. The best strategy is to work steadily throughout the period, starting with those problems you understand best. Make sure you **show all of your work**. In mechanism problems, draw in any lone pairs of electrons, formal charge and curved arrows to show electron movement. If resonance is present in a mechanism problem, draw at least one additional resonance structure to show you recognize this feature (make sure the "best" resonance structure is included in your two resonance structures). On synthesis and reaction problems, do not write mechanisms (unless you need to prompt yourself). You are only given credit for the correct product and/or reagents. Only write answers on the front of each page. Do your best to show me what you know in the time available.

Talent is God given. Be humble.
Fame is man-given. Be grateful.
Conceit is self-given. Be careful.

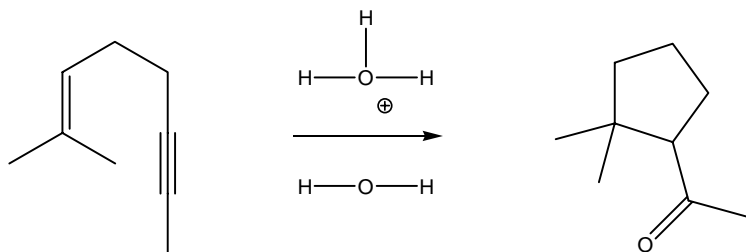
John R. Wooden

California State Polytechnic University, Pomona

1. Provide an acceptable name for the following structure. Only indicate stereochemistry that is explicitly shown. (25 pts)



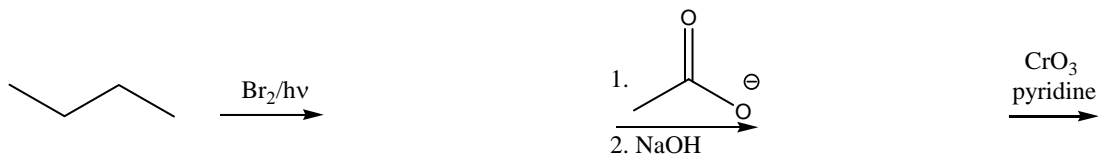
2. Provide complete arrow-pushing mechanisms for the reaction below. Include curved arrows, lone pairs of electrons and formal charge. If resonance is important to your solution, draw the best resonance structure and one additional resonance structure to show you recognize this feature. (15 pts)



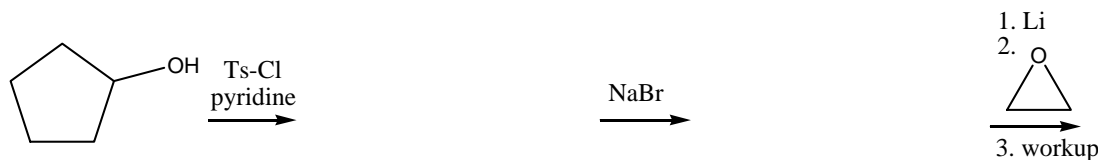
California State Polytechnic University, Pomona

3. Provide the expected product for each of the following transformations. Show regiochemistry and stereochemistry clearly, if relevant. Do NOT show mechanisms. (30 pts)

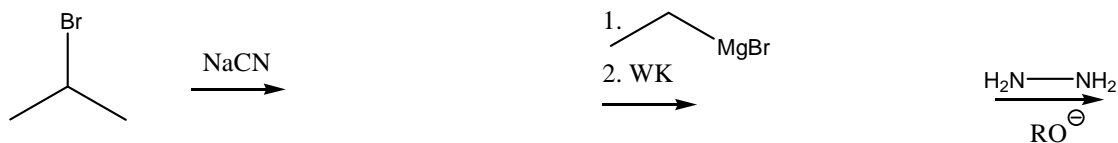
a.



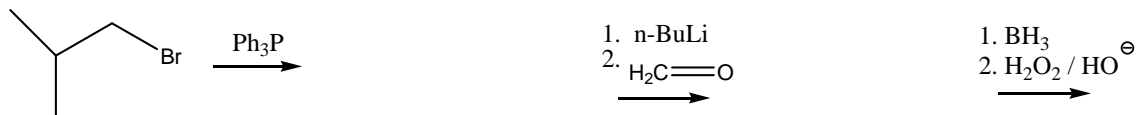
b.



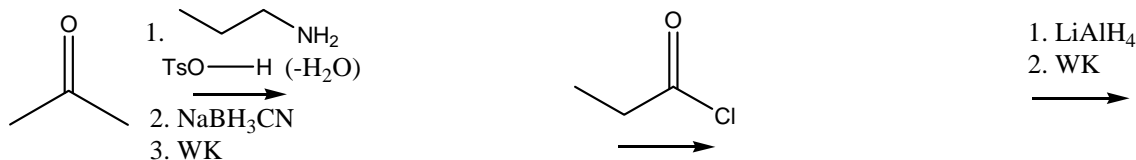
c.



d.



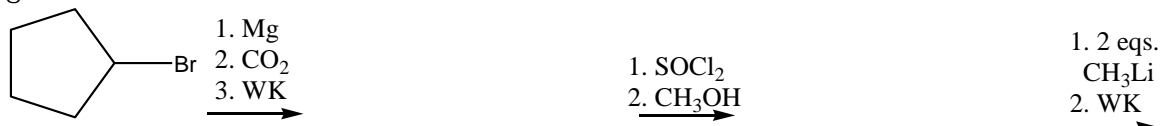
e.



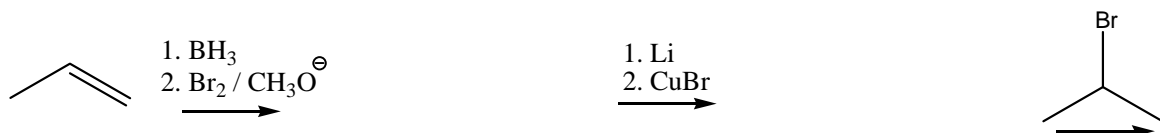
f.




g.



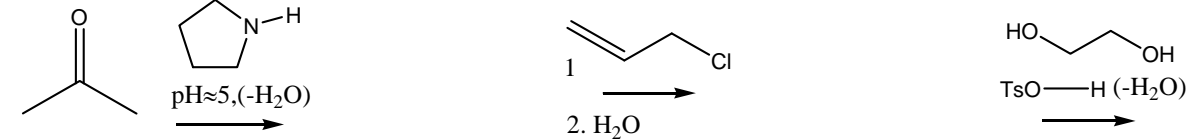
h.



i.

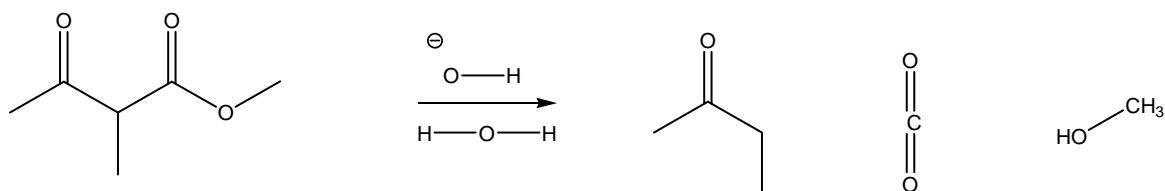


j.

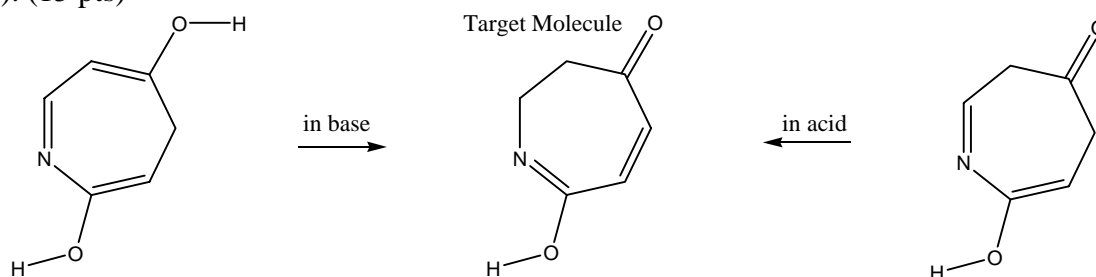


California State Polytechnic University, Pomona

4. Provide complete arrow-pushing mechanisms for the reaction below. Include curved arrows, lone pairs and formal charge. If resonance is present, draw at least one additional resonance structure to show you recognize this feature (make sure the "best" resonance structure is one of your two resonance structures). (15 pts)



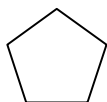
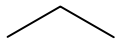
5. Propose a mechanism for the following tautomeric transformation in **acid** OR in **base** (your choice). (15 pts)



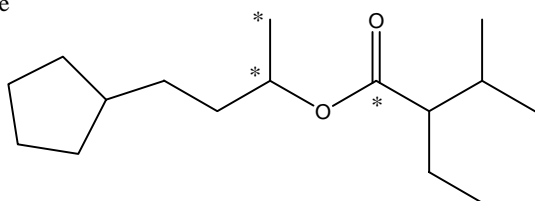
California State Polytechnic University, Pomona

6. Propose a synthesis for the following compound using methane, ethane, propane, cyclopentane, sodium cyanide or carbon dioxide. Your only source of radioactive ^{14}C carbon is ^{14}C methane, $^*\text{CH}_4$, carbon dioxide, $^*\text{CO}_2$ and sodium cyanide, Na^*CN . You may also use any typical organic reagents. Often the best strategy is to work backwards from the target molecule. The last step of the synthesis should be your first step. Show the reagents and reactant for each backwards step until you reach allowable starting molecules. Do not show mechanisms. (25 pts)

available molecules



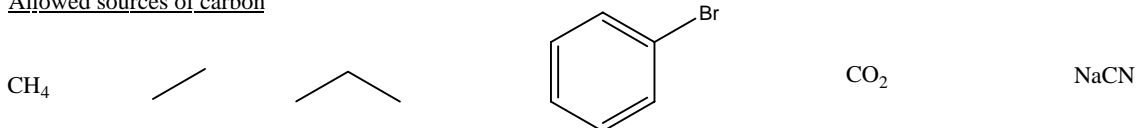
target structure



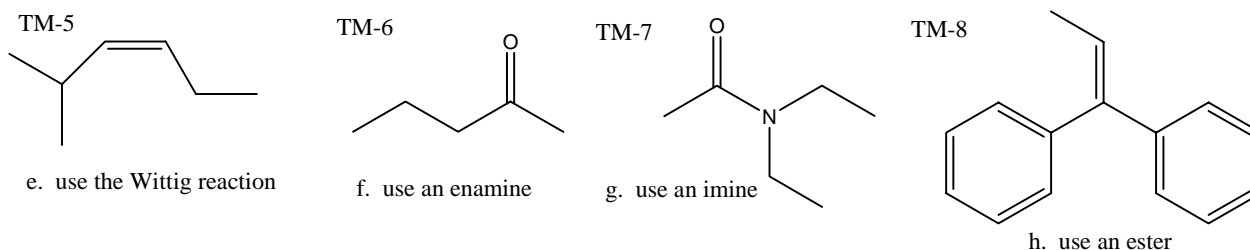
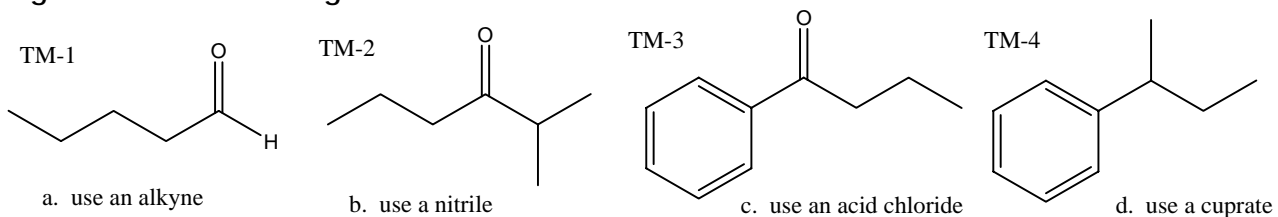
California State Polytechnic University, Pomona

7. A key reagent or name is mentioned with each target molecule below. You can use any acceptable approach to make the target structure you like, but you must use the reagent or name reaction someplace in your proposed synthesis. Once a molecule is made in any of the syntheses, you do not need to make it again. Just refer back to the part where you originally made it. Choose 3 of the following and place your proposed syntheses in the work areas in the space below. Work backwards (retrosynthetic thinking) and show each intermediate structure and each reagent until you reach an acceptable starting point. Acceptable starting points are the following structures and any routine reagents we have discussed in the course. Mechanisms are NOT required. (30 pts)

Allowed sources of carbon



Target molecules and reagents / terms:



Synthesis 1




←
synthesis last step
= your first step

TM-_____

California State Polytechnic University, Pomona


Synthesis 2



←
synthesis last step
= your first step

TM-_____

Synthesis 3



←
synthesis last step
= your first step

TM-_____

California State Polytechnic University, Pomona

The harder we work, the luckier we get.

Vince Lombardi